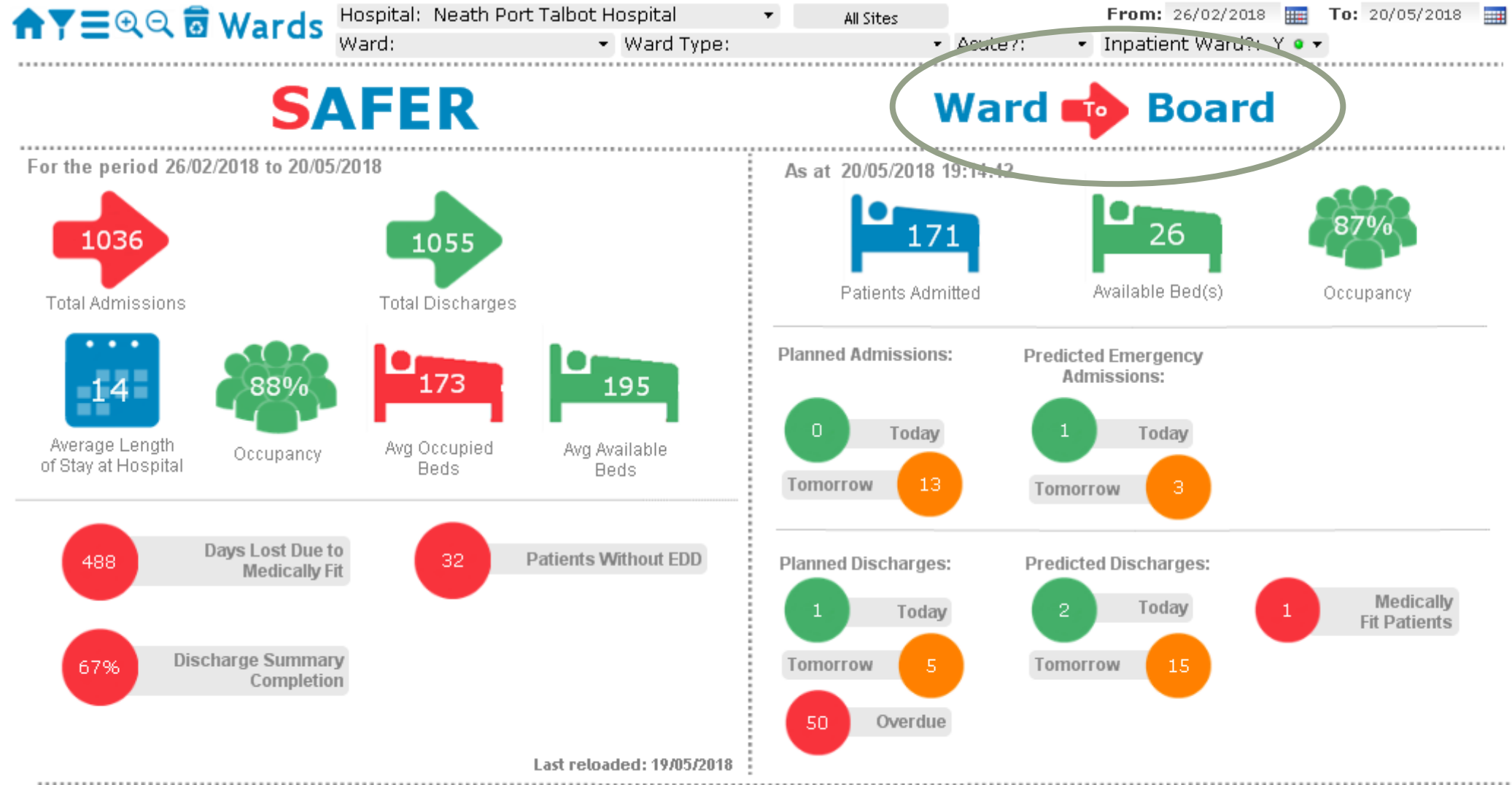


Ward To Board Quality and Safety Meeting

Lee Morgan

7TH JUNE 2018

Ward Dashboard



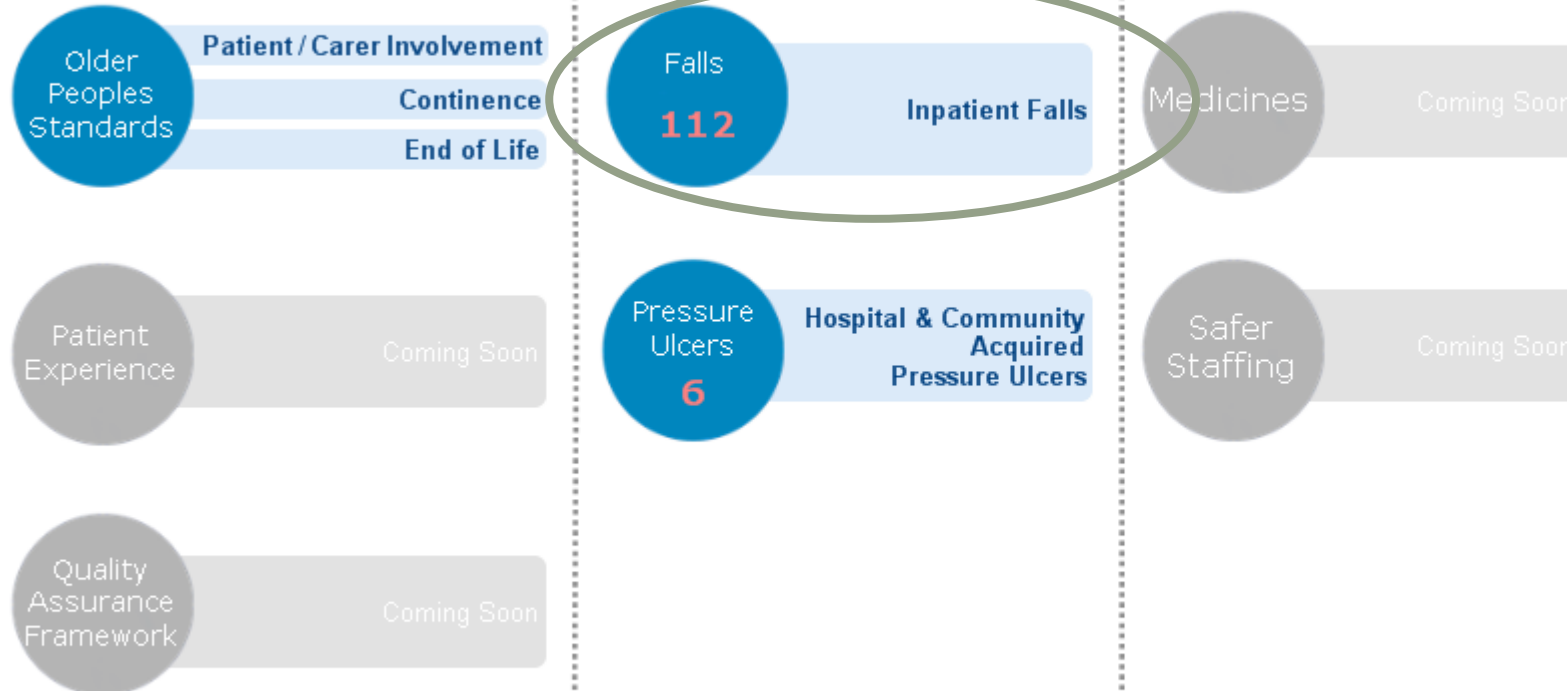
Ward To Board



Hospital: Neath Port Talbot Hospital
Ward: Ward Type:

From: 26/02/2018 To: 20/05/2018

Quality



Ward To Board – Inpatient Falls



Hospital: Neath Port Talbot Hospital

All Sites

From: 26/02/2018

To: 20/05/2018

Ward:

Ward Type:

Age:

Age Band:

Five Year Age Band:

Daily

Weekly

Monthly

112

Of Which

15

97



Number of Inpatient Falls

Harm Caused

No Harm / Near Miss

Inpatient Flag?:



Inpatient Falls 26/02/2018 - 20/05/2018



Site	Ward	Result	W/C	26/02/2018	05/03/2018	12/03/2018	19/03/2018	26/03/2018
Neath Port Talbot Hospital	Neuro Rehab Unit (NPTH)	Harm		0	0	0	0	0
		No Harm / Near Miss		1	0	0	1	0
	Ward A Neath Port Talbot	No Harm / Near Miss		0	0	0	0	0
	Ward B2 (NPT)	Harm		0	0	0	0	0
		No Harm / Near Miss		2	2	0	1	1
	Ward C (NPT)	Harm		0	0	1	0	0
		No Harm / Near Miss		1	1	3	3	3
	Ward D (NPT)	Harm		0	0	0	0	1
		No Harm / Near Miss		3	1	0	6	3
	Ward E (NPT)	Harm		0	0	0	0	1
		No Harm / Near Miss		0	2	2	1	6
	Ward G (NPT)	Harm		1	0	1	0	0
		No Harm / Near Miss		0	1	0	1	0
	Total				8	7	7	13
Total				8	7	7	13	15

Total

View Charts

Hide Site

Hide Ward

Hide Result

Back to Ward to Board

Ward To Board – Inpatient Falls



Hospital: Neath Port Talbot Hospital

Ward: Ward Type:

Age: Age Band: Five Year Age Band:

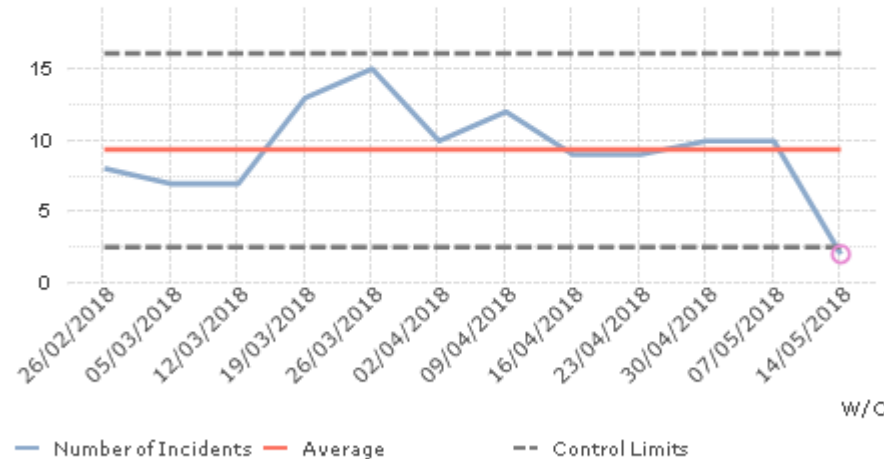
From: 26/02/2018 To: 20/05/2018

112 Number of Inpatient Falls
Of Which 15 Harm Caused 97 No Harm / Near Miss



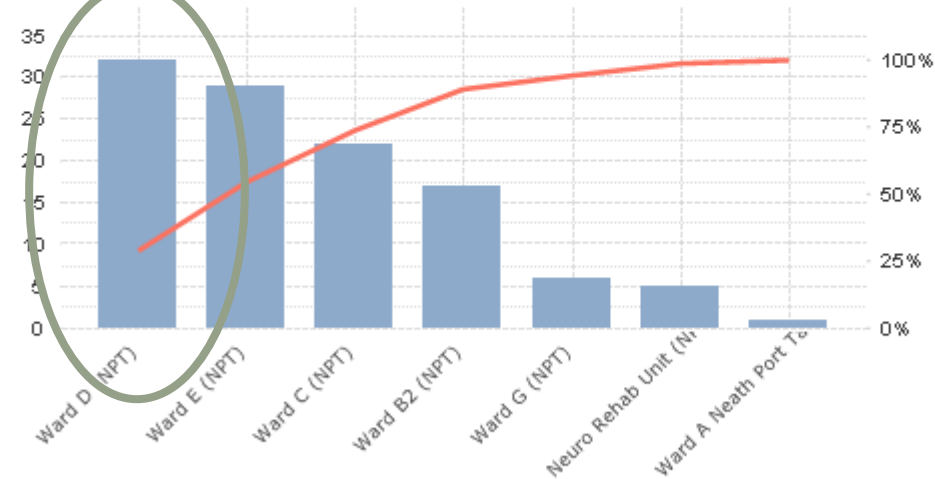
Inpatient Flag?:

SPC - Inpatient Falls 26/02/2018 - 20/05/2018



[View Table](#)

Pareto - Inpatient Falls 26/02/2018 - 20/05/2018



[Back to Ward to Board](#)

Ward To Board – Inpatient Falls



Hospital: Neath Port Talbot Hospital

Ward: Ward Type:

Age: Age Band: Five Year Age Band:

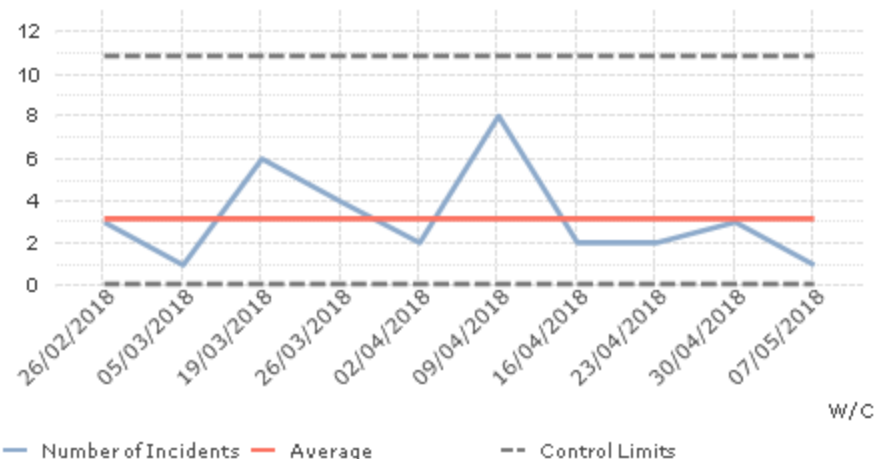
From: 26/02/2018 To: 20/05/2018

32 Number of Inpatient Falls
Of Which 2 Harm Caused 30 No Harm / Near Miss



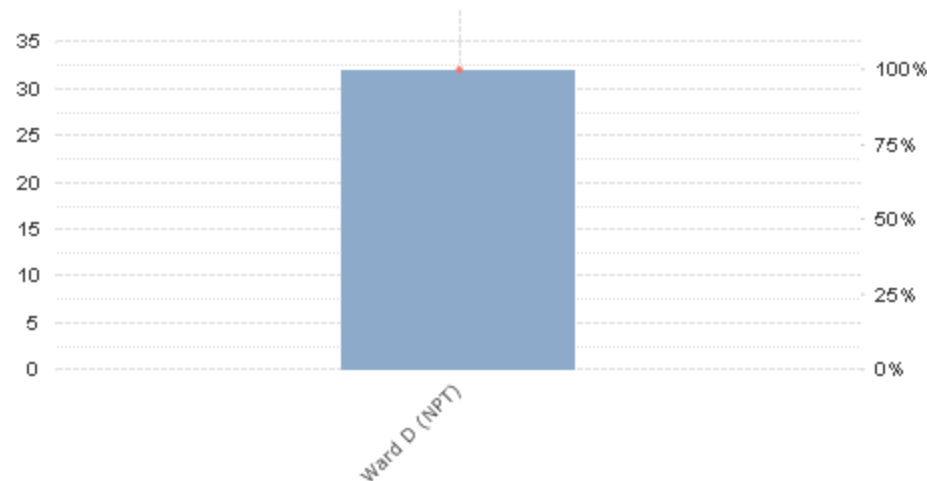
Inpatient Flag?:

SPC - Inpatient Falls 26/02/2018 - 20/05/2018



[View Table](#)

Pareto - Inpatient Falls 26/02/2018 - 20/05/2018



[Back to Ward to Board](#)

Ward To Board – Inpatient Falls – 80+



Hospital: Neath Port Talbot Hospital
Ward: Ward Type:
Age: Age Band: 80+ Five Year Age Band:

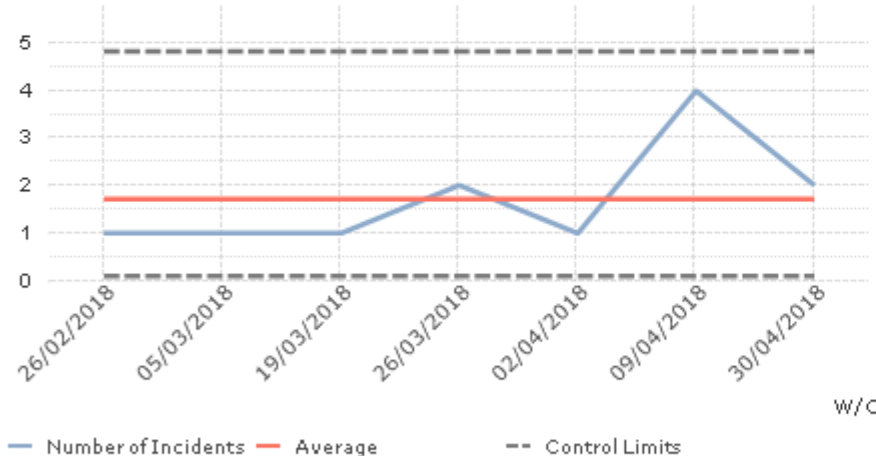
From: 26/02/2018 To: 20/05/2018

Daily Weekly Monthly

12 Number of Inpatient Falls
Of Which 0 Harm Caused 12 No Harm / Near Miss

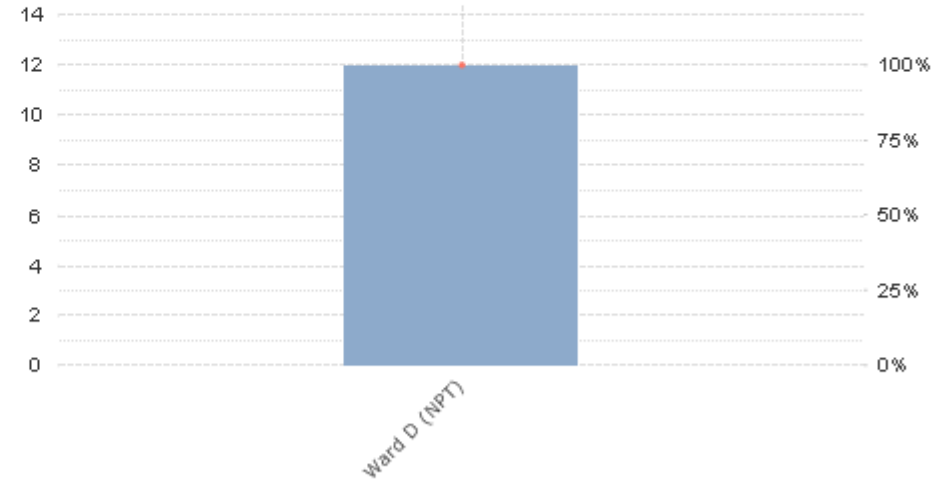
Inpatient Flag?

SPC - Inpatient Falls 26/02/2018 - 20/05/2018



View Table

Pareto - Inpatient Falls 26/02/2018 - 20/05/2018



Back to Ward to Board

Ward To Board – Inpatient Falls



Hospital: Neath Port Talbot Hospital

All Sites

From: 26/02/2018

To: 20/05/2018

Ward:

Ward Type:

Daily

Weekly

Monthly

Inpatient Falls Data

Inpatient Data are retrieved from the Datix incident management system. They are classified (in CCS2) as the following:

Incident type tier 1 = Patient Accidents/Falls

Incident type tier 2 = Suspected Slips/Trips/Falls (un-witnessed) or Witnessed Slips/Trips/Falls

Please note that the date is the date the incident was reported.

The data excludes rejected incidents and incidents in the holding area.

[Open Datix to view more data](#)

Five Year Age Band:

Inpatient Flag?:

26/02/2018 - 20/05/2018

Xl

100%

75%

50%

25%

0%

W/C

Ward D (NPT)

Number of Incidents

Average

Control Limits

View Table

Back to Ward to Board

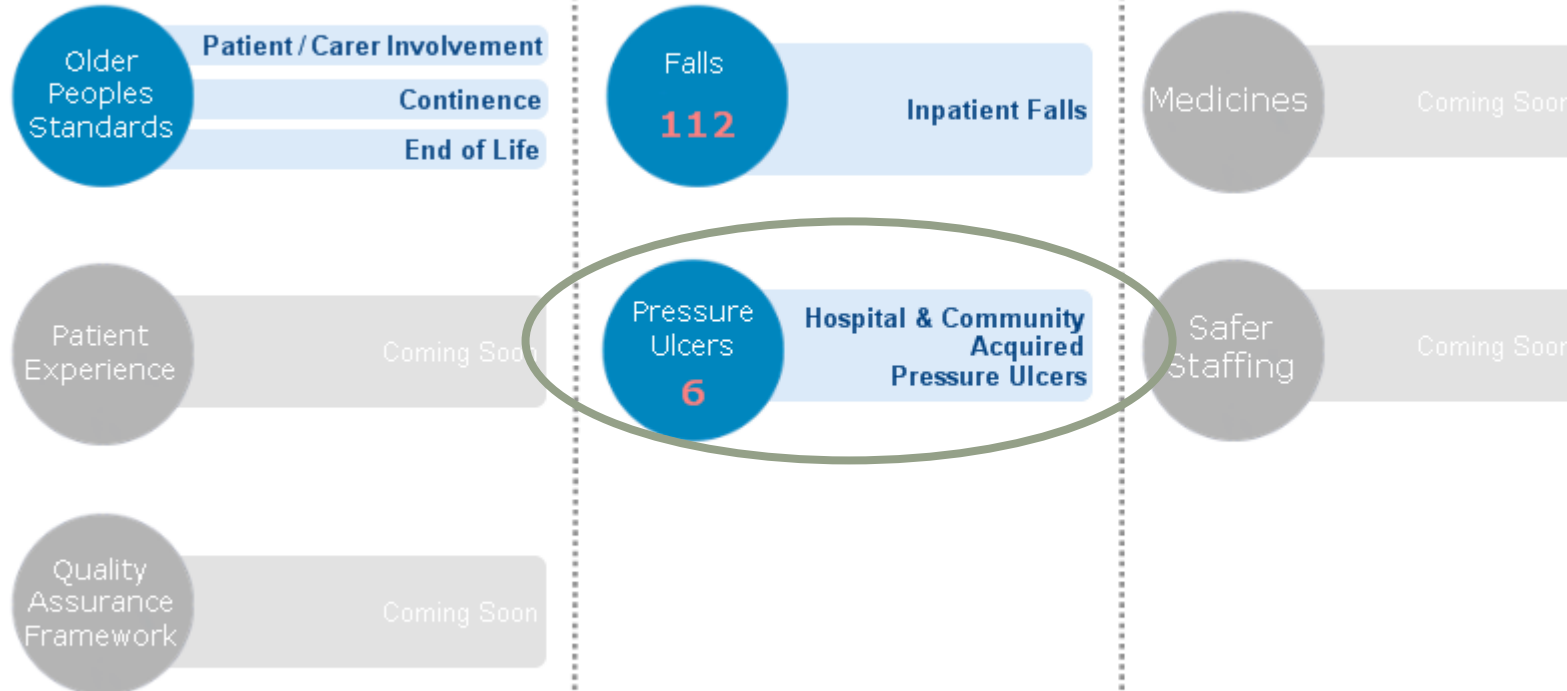
Ward To Board



Hospital: Neath Port Talbot Hospital
Ward: Ward Type:

From: 26/02/2018 To: 20/05/2018

Quality



Ward To Board – Pressure Ulcers



Hospital: Neath Port Talbot Hospital All Sites

Ward: Ward Type:

Age: Age Band: Five Year Age Band:

From: 26/02/2018 To: 20/05/2018

Daily Weekly Monthly

6
Hospital or Community
Acquired Pressure Ulcers

Of Which Hospital

	Grade1	Grade2	Suspected Deep Tissue Injury
Hospital	1	3	2



Hospital or Community Acquired Pressure Ulcers 26/02/2018 - 20/05/2018



Acquired From	Site	Ward	W/C	19/03/2018	02/04/2018	23/04/2018	30/04/2018	07/05/2018
Hospital	Neath Port Talbot Hospital	Ward B2 (NPT)		1	1	0	0	0
		Ward C (NPT)		0	1	1	0	0
		Ward D (NPT)		0	0	0	1	0
		Other		0	0	0	0	1
		Total		1	2	1	1	1
	Total			1	2	1	1	1

View Chart

Hide Site

Hide Ward

Show Grade

Show Delivery Unit

Back to Ward to Board

Ward To Board – Pressure Ulcers



Hospital: Neath Port Talbot Hospital All Sites

Ward: Ward Type:

Age: Age Band: Five Year Age Band:

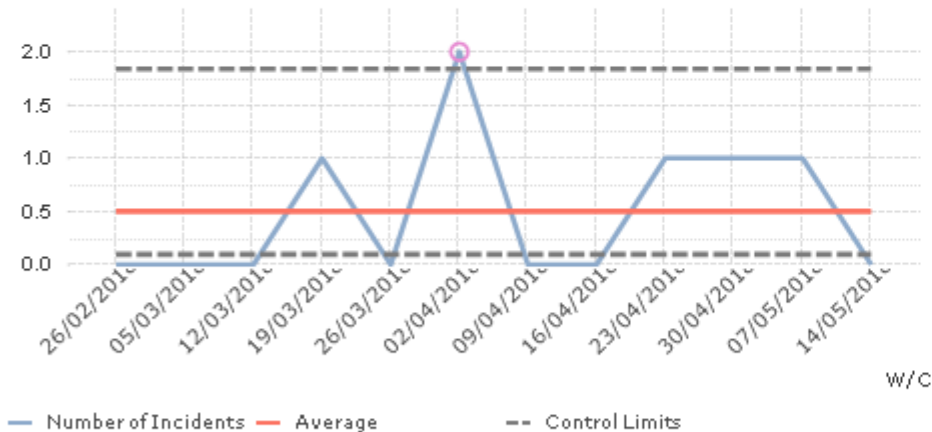
From: 26/02/2018 To: 20/05/2018

Daily Weekly Monthly

6			Grade1	Grade2	Suspected Deep Tissue Injury
Hospital or Community Acquired Pressure Ulcers	Of Which	Hospital	1	3	2

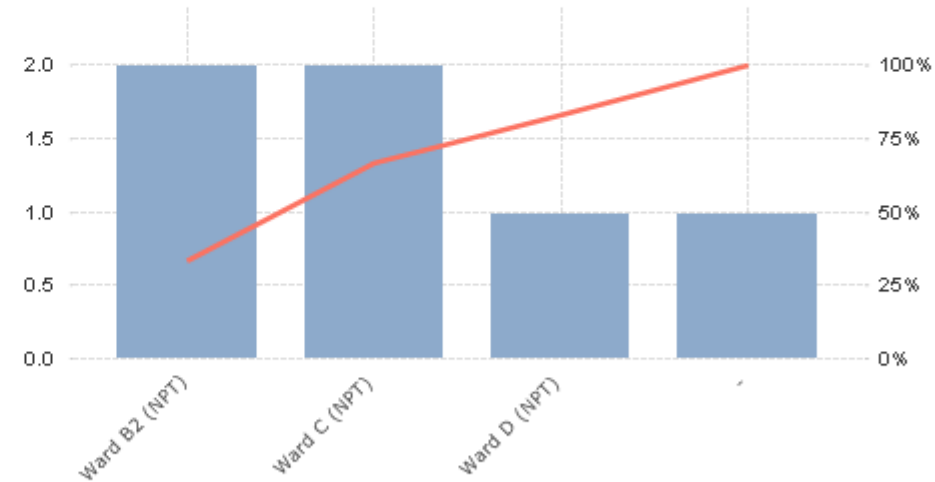


Hospital or Community Acquired Pressure Ulcers 26/02/2018 - 20/05/2018



[View Table](#)

Pareto - Pressure Ulcers 26/02/2018 - 20/05/2018



[Back to Ward to Board](#)

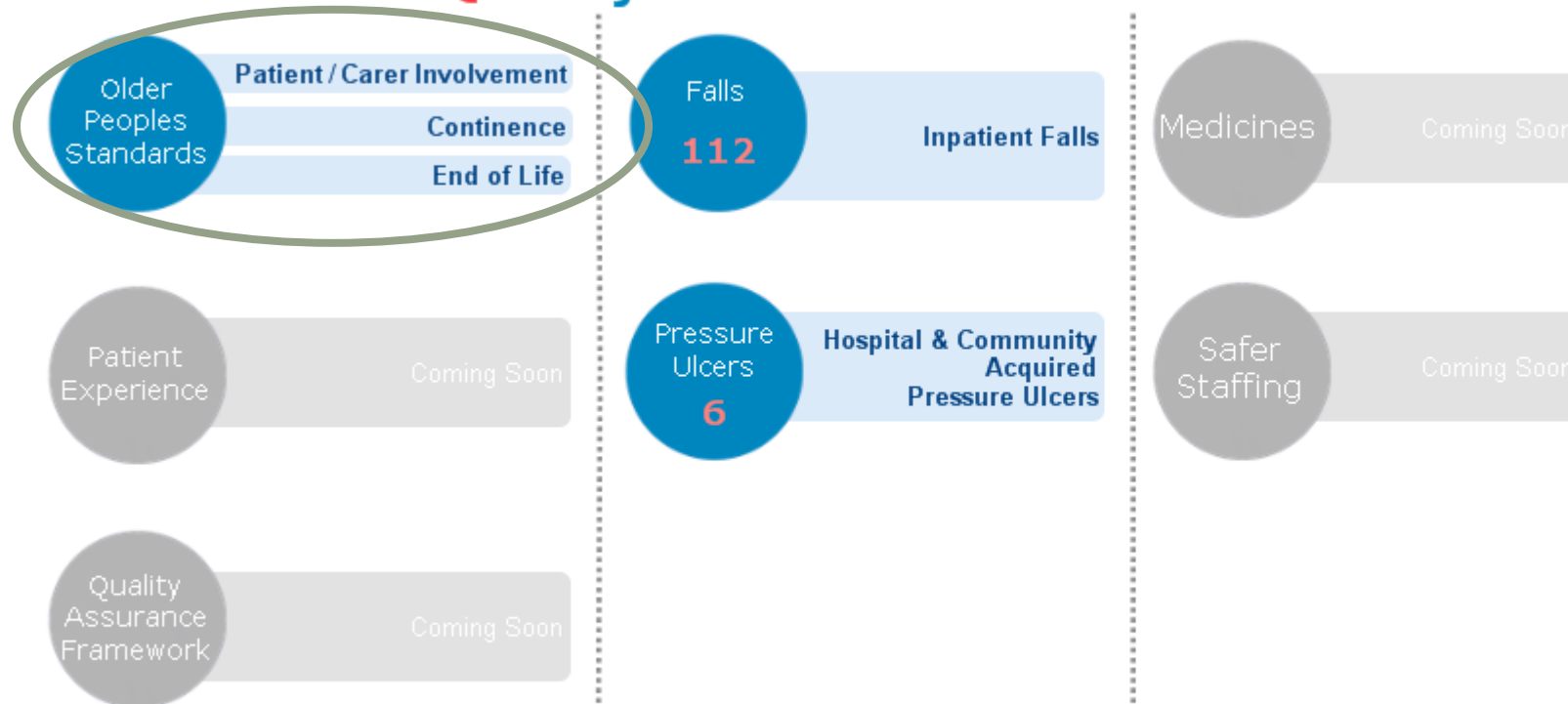
Ward To Board



Hospital: Neath Port Talbot Hospital
Ward: Ward Type:

From: 26/02/2018 To: 20/05/2018

Quality



Ward To Board – Older Persons Standards



Hospital: Neath Port Talbot Hospital

All Sites

From: 26/02/2018



To: 24/05/2018



Ward:

Ward Type:

Patient / Carer Involvement

Continence

End Of Life Care

2. I will be able to get to the toilet when I need it, but if I am incontinent, I can expect to feel clean, comfortable and dry promptly

Older Persons KPI 26/02/2018-24/05/2018

KPI	Description	Mar 2018	Apr 2018
KPI 2.1	Have the patient's toilet / continence needs been assessed and discussed with the patient/ advocate (where appropriate)?	100.00% (14/14)	100.00% (14/14)
KPI 2.2	Where the patient has been identified as requiring assistance with toileting / continence needs is there evidence that appropriate assessments have taken place and care delivered accordingly?	100.00% (1/1)	100.00% (5/5)

View Charts

Show Site

Show Ward

Back to Ward to Board

Next steps

Prioritise next sections to deploy

Align the Dashboard indicators with Quality Assurance Framework

Rollout the Ward Dashboard in the following weeks to 5 wards in NPT

Monitor usage and collate feedback based on usability and navigation over a 4 week period

Share the learning once the pilot stage has been completed